

The Electroanalytical Determination of Sodium Borohydride Using a Gold Electrode

Hüseyin ÇELİKKAN¹, Hasan AYDIN¹, M. Levent AKSU^{2*}

¹*Gazi University, Arts and Science Faculty, Department of Chemistry,
06500 Beşevler Ankara TURKEY*

²*Gazi University, Gazi Education Faculty, Department of Chemical Education,
06500 Beşevler Ankara TURKEY
e-mail: maksu@gazi.edu.tr*

Received 19.04.2005

It was shown that square wave voltammetry, a technique with a much lower detection limit, could be successfully used in the detection of borohydride formed in alkaline medium. A Au electrode was found to be very suitable for this purpose. The detection limit was 3×10^{-5} M.

Key Words: Borohydride, square wave voltammetry, electrolysis.

Introduction

Sodium borohydride or sodium tetrahydroborate is used as a reducing agent in many organic and inorganic reactions. Therefore, the determination of sodium borohydride present in the system is of great importance. Borohydride releases hydrogen under appropriated conditions in the presence of a suitable catalyst. Since the amount of hydrogen emitted is proportional to the amount of borohydride, the measurement of the amount hydrogen emitted was the first method used for the determination of the borohydride present in the system¹. This method is also employed in studies searching for suitable electrocatalysis for hydrogen generation from borohydride under different conditions²⁻³. Apart from the measurements of the hydrogen emitted, the amount of borohydride present in the system can conveniently be determined by the use of titrimetric methods. The most popular technique among these is the iodide method. In this method excess IO_3^- is added to the medium and the remaining IO_3^- after the reaction with BH_4^- is back titrated with buffered $\text{S}_2\text{O}_3^{2-}$ ⁴. The semiquantitative silver-ethylenediamine (Ag-EDDA) is based upon the reaction of Ag (I) with BH_4^- in 4% EDA solution in 50% NaOH⁵. Crystal violet methods are particularly suitable in nonaqueous media⁶. The reduction of phosphotungstate can be conveniently used as a spot test for the determination of the presence of BH_4^- in the medium⁷. In addition to all these, although not used in the literature very commonly, it was determined that the addition of 0.1-0.05 M strongly basic solution of NaBH_4 to KMnO_4 results in the disappearance of the pink color of the solution. This method can be used

*Corresponding author

as a spot test for the determination of BH_4^- in the medium. There are also other quantitative methods such as carmine reagents⁸⁻⁹ and phosphomolybdic acid¹⁰. The spectrophotometric determinations are based on the reaction of the additive agent with borohydride, giving a colored product, and spectroscopic analysis of this product at a certain wave length. The polarographic¹¹ and voltammetric¹² techniques allow determinations at much lower detection limits. Gold was found to be the most suitable electrode material for the voltammetric determination of borohydride. The cyclic voltammetric peak current was found to show a linear change by the use of a standard addition method at a concentration level of 10^{-5} M BH_4^- . The reason that the Au electrode gave much more satisfactory results compared to Pt, Ni and Pd electrodes is the fact that Pt and Pd electrodes oxidizes the BH_4^- at the trans-passive oxide formation region and the electrocatalytic activity of the Ni electrode becomes very low as the medium is made more alkaline due to the formation of nonconducting nickel hydroxides. This study aimed to determine borohydride by the use of square wave voltammetry, which has a much lower detection limit than the spectrochemical and titrimetric methods and gives much sharper and better separated peaks compared to cyclic voltammetry and polarography. The working electrode was a Au electrode.

Experimental

All the electrochemical experiments were carried out by the use of a computer controlled CH Instruments 660 B model potentiostat and BAS C3 cell stand. The cyclic and square wave voltammetric curves were taken using a 2 mm diameter Au disk working, Pt coil counter and Ag/AgCl (3 M KCl) reference electrodes. The working electrode was polished with 0.5 μm alumina and thoroughly washed with de-ionized water prior to the experiments.

Test solutions

All the experimental solutions were prepared by the use of analytical grade reagents. NaOH and NaBH_4 were purchased from Merck, Germany. The experimental solutions were prepared on a daily basis.

Electrochemical experiments and determination of borohydride

All the electrochemical tests were carried out in a 10 mL cell. The cyclic voltammetric curves were recorded at a scan rate of 50 mV/s. Square voltammetric studies were performed using the same potential range but lower borohydride concentrations. The borohydride concentration was kept at 10^{-4} M in cyclic voltammetric and 10^{-5} M in square wave voltammetric experiments. The borohydride concentrations were made up by 100 μL additions from 10^{-3} M and 10^{-4} M stock solutions and the curves were presented as superimposed upon each other.

Results and Discussion

There are numerous studies related to the electrochemical oxidation of borohydride. This study is related to the electrochemical behavior of borohydride upon various electrodes. The electrocatalytic behaviors are important with regard to the hydrogen evolution reaction of borohydride in basic media. The first study related to the electroanalytic determination of borohydrides was carried out by Mirkin¹² in 1991. In this study a linear increase in the current peaks in linear sweep voltammetry was obtained by the standard

addition of borohydride using a Au working electrode. The changes in peak currents by the standard addition of borohydride were also investigated by the use of square wave voltammetry.

The linear sweep voltammogram taken for standard borohydride additions is shown in Figure 1. Figure 2 gives the changes in peak currents with borohydride concentration. The R^2 of the line was 0.9990. The linear change of i_p with $v^{1/2}$ indicates that the electrochemical oxidation of borohydride on the Au electrode is a diffusion controlled process (Figure 3).

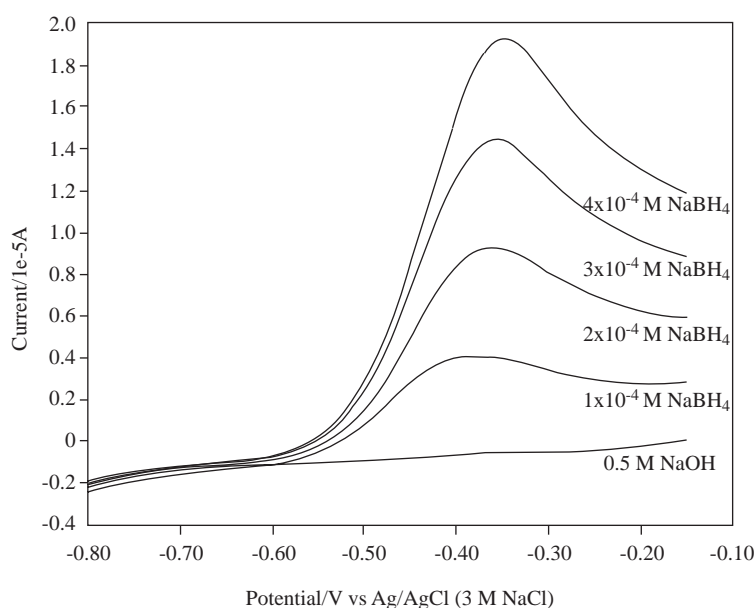


Figure 1. The cyclic voltammetric oxidation curve of NaBH_4 on Au at different BH_4^- concentrations ($v = 50 \text{ mV/s}$).

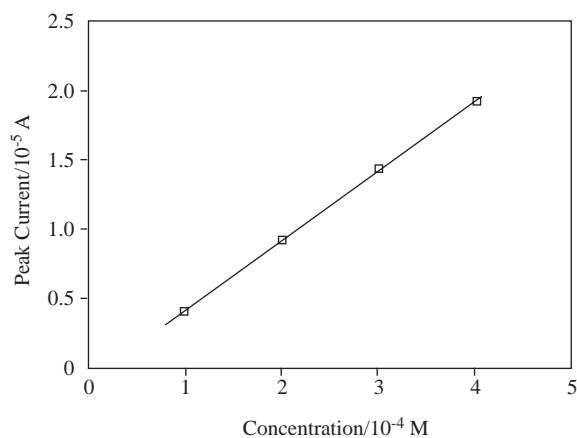


Figure 2. The changes in peak currents with NaBH_4 concentration on a Au electrode.

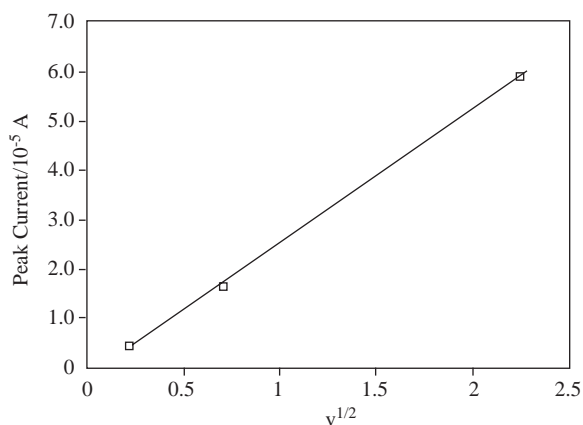


Figure 3. $i_p - v^{1/2}$ plot of 1.8×10^{-5} M NaBH₄ on a Au electrode.

The square wave voltammograms obtained with the standard addition of borohydride are presented in Figure 4. The peak currents corresponding to various borohydride concentrations are plotted in Figure 5. The graph gives a linear line with a correlation of 0.9992.

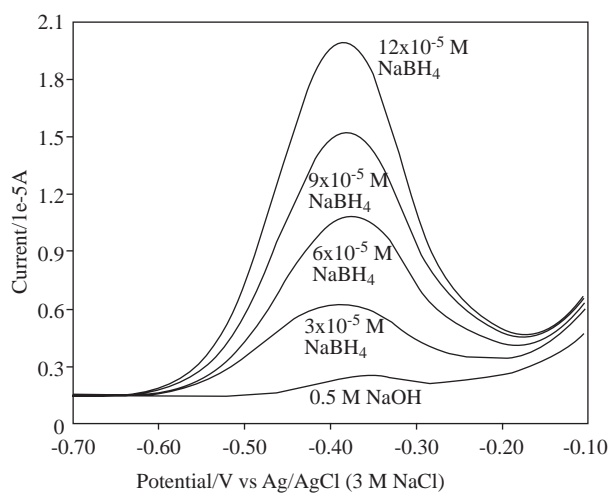


Figure 4. The square wave voltammograms of NaBH₄ on a Au electrode.

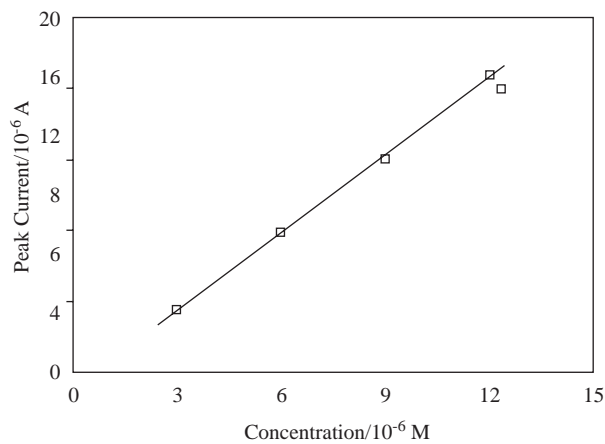


Figure 5. The changes in peak currents with NaBH₄ concentration on a Au electrode.

Based upon all these data one can conveniently claim that Au is the most suitable electrode material for both the electrochemical investigation and the analytical determination of borohydride. The lowest detection limit in Mirkin's study was 8×10^{-5} M borohydride. It was found in this study that this limit may well be reduced to 3×10^{-5} M borohydride concentration by the use of square wave voltammetry.

The purpose of the present study was to develop a suitable technique for the determination of borohydrides formed as a result of the electroreduction of borates. It was not possible to obtain a sufficient amount of borohydride from the electroreduction of borates for analytical determination by semiquantitative techniques such as the iodate method. Therefore, the presence of borohydride was investigated by the use of square wave sweep voltammetry during the electrolysis of borates. Figures 6 and 7 show SW voltammograms and the changes in peaks currents found at different electrolysis times. It was found that square wave voltammetry is the best method to detect the product formed upon the electrode surface.

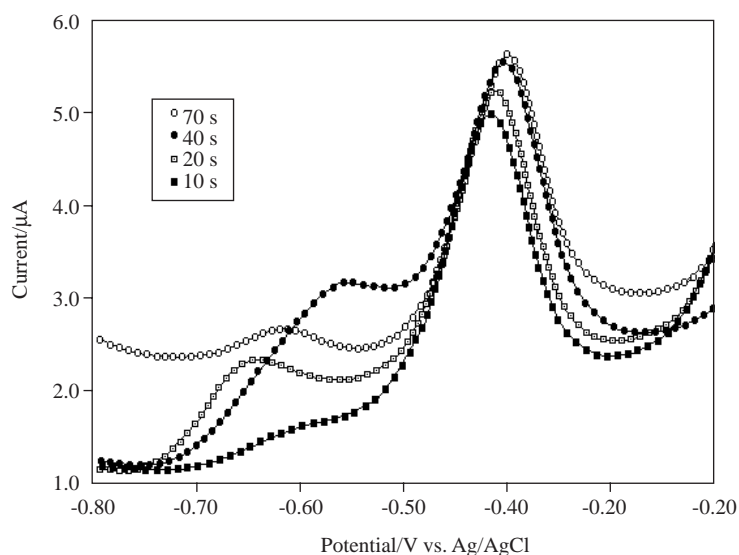


Figure 6. The SWV behavior of NaBH_4 kept at -0.8 V for different electrolysis periods.

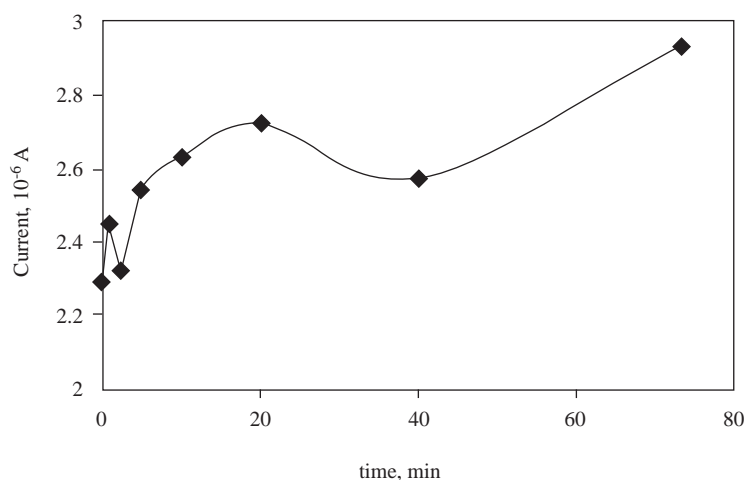


Figure 7. The changes in current values of NaBH_4 against the waiting period at 0.8 V.

Conclusion

It was shown that square wave voltammetry can be successfully employed for the determination of borohydride in alkaline media. The detection limit of square wave voltammetry is approximately 3×10^{-5} M, which is well below the values reported in the literature¹². The method can be conveniently used in mechanistic studies of the formation of borohydrides.

Acknowledgments

The authors are grateful to the Gazi University Research Fund for the financial support (BAP 04/2003-14).

References

1. W.D. Davis, L.S. Mason and G. Stegeman, **J. Am. Chem. Soc.** **71**, 2775 (1949).
2. H. Dong, H. Yang, Xinping Ai and Chuansin Cha, **Int. J. Hydrogen Energy** **28**, 1095–1100 (2003).
3. K. Yoshitsugu, S. Ken-ichirou, F. Kazuhiro, S. Megumi, Y. Toshio, K. Yasuaki and H. Hiroaki, **Int. J. Hydrogen Energy** **27**, 1029–34 (2002).
4. D.A. Lyttle, E.H. Jensen and W.A. Struck, **Anal. Chem.** **24**, 1843 (1952).
5. H.C. Brown and A.C. Boyd, **Anal. Chem.** **27**, 156, (1955).
6. Morton Performance Chemicals, Morton Int., Danvers, MA, USA (1995).
7. E.L. Gyenge and C.W. Oloman, **J. Applied Electrochem.** **28**, 1147-51 (1998).
8. J.T. Hatcher and L.V. Wilcox, **Anal. Chem.** **22**, 567-569 (1950).
9. G. Norwitz and H. Gordon, **Anal. Chim. Acta**, **94**, 175-180 (1977).
10. W.H. Hill, J.M. Merrill, R.H. Larsen, D.L. Hill and J.F. Heacock, **Am. Ind. Hyg. Assoc.**, **20**, 5 (1959).
11. J.A. Gardiner and J.W. Collat, **J. Am. Chem. Soc.**, **87**, 1692 (1965).
12. M.V. Mirkin and A.J. Bard, **Anal. Chem.**, **63**, 532-533 (1991).

Copyright of Turkish Journal of Chemistry is the property of Scientific and Technical Research Council of Turkey. The copyright in an individual article may be maintained by the author in certain cases. Content may not be copied or emailed to multiple sites or posted to a listserv without the copyright holder's express written permission. However, users may print, download, or email articles for individual use.